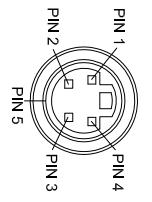
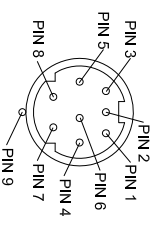


**VIEW A**

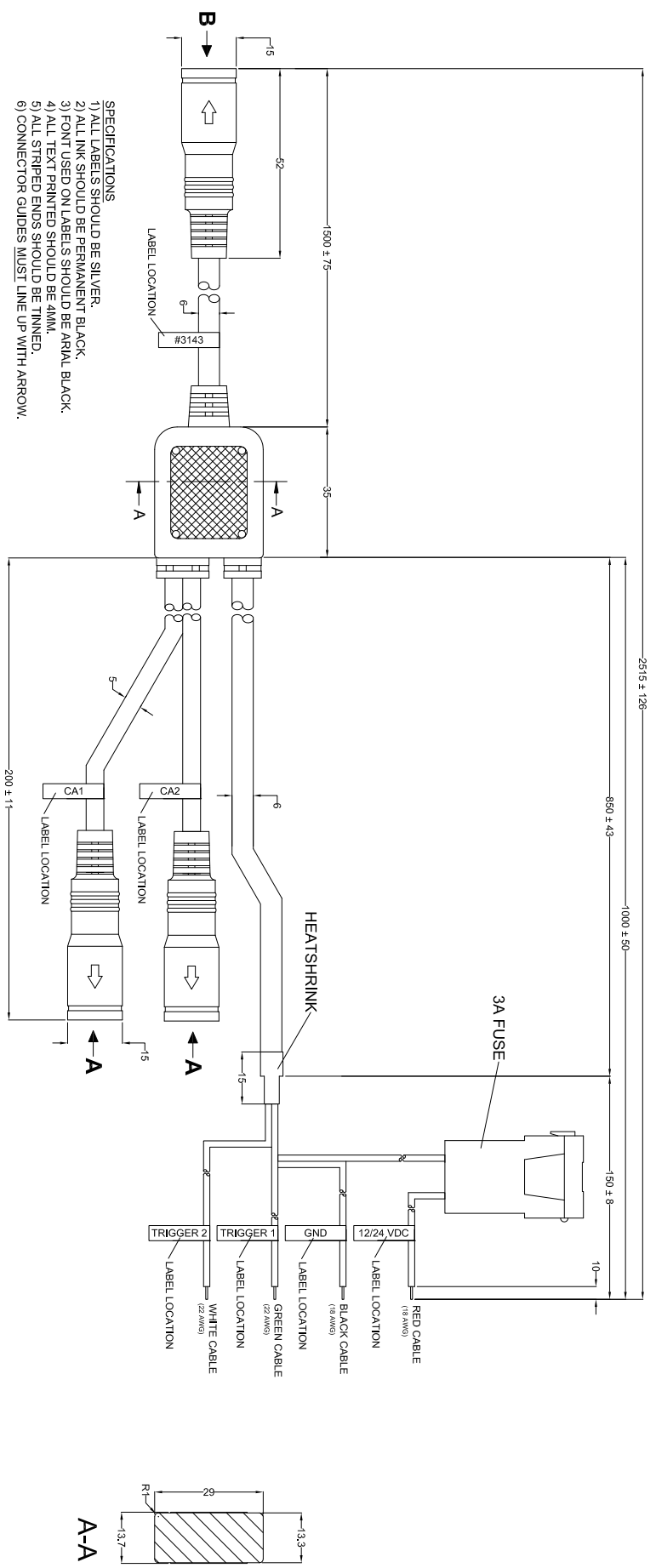


PIN #	WIRE COLOUR	DESCRIPTION
1	WHITE	VIDEO
2	BLUE	NIC
3	RED	AUDIO
4	YELLOW	B+
5	SHIELD	GROUND

**VIEW B**



PIN #	WIRE COLOUR	DESCRIPTION
1	RED	12/24V
2	WHITE	12V
3	VIOLET	TRIGGER 2
4	YELLOW	CAM 1 VIDEO
5	GREEN	CAM 1 AUDIO
6	PINK	CAM 2 VIDEO
7	ORANGE	CAM 2 AUDIO
8	BLUE	TRIGGER 1
9	SHIELD	GND



- SPECIFICATIONS**
- 1) ALL LABELS SHOULD BE SILVER.
  - 2) ALL INK SHOULD BE PERMANENT BLACK.
  - 3) FONT USED ON LABELS SHOULD BE ARIAL BLACK.
  - 4) ALL TEXT PRINTED SHOULD BE 4MM.
  - 5) ALL STRIPPED ENDS SHOULD BE TINNED.
  - 6) CONNECTOR GUIDES MUST LINE UP WITH ARROW.

**NOTES:**  
**DIMENSIONS IN MM**

PROPRIETARY NOTICE  
THIS DESIGN AND TECHNICAL INFORMATION APPEARING ON THIS DRAWING IS THE PROPERTY OF BRIGADE ELECTRONICS PLC, AND IS DISCLOSED IN CONFIDENCE. IT IS NOT TO BE COPIED, REPRODUCED, REVEALED TO OR APPROPRIATE BY OTHERS, EITHER IN WHOLE OR IN PART WITHOUT THE EXPRESS WRITTEN CONSENT OF BRIGADE ELECTRONICS PLC.

Item#	Quantity	Title/Name, designation, material, dimension etc	Article No./Reference
Designed by		Approved by - date	Filename
MEUTLER		D/KERA	24/03/09
		S/MATTHEWS	

<b>BRIGADE ELECTRONICS</b>		<b>BE-870LM-CA (#3143)</b>	Edition	Scale
		BE-000780-00-09	A	N/A
			1	1/1